


Straight Single Clapper Two-Way Inlets

A95

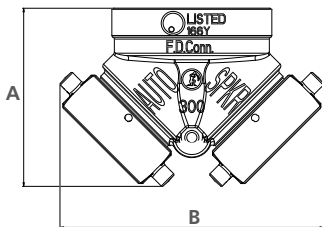


- Exposed auxiliary inlet connection with 500 G.P.M. inlet capacity to supplement fire protection water supply. Exposed design provides an economical method of satisfying Fire Dept. inlet requirements.

Standard equipment:

Cast brass two-way inlet body with single swing clapper and pin or rocker lug hose thread swivel; straight NPT outlet connection.

Branding: "AUTO SPKR"



SPECIFY THREAD

CERTIFICATIONS




| a | b |
|----|--------|
| 4" | 2-1/2" |

| | |
|---|-------------|
| A | 4" x 2-1/2" |
| B | 5-33/64" |

| | |
|---|---------|
| B | 8-5/64" |
|---|---------|

90° Single Clapper Two-Way Inlets

A96

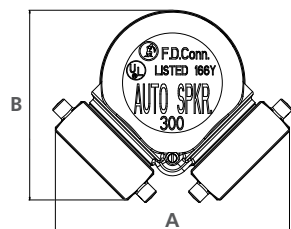


- Exposed auxiliary inlet connection with 500 G.P.M. inlet capacity to supplement fire protection water supply. Exposed design provides an economical method of satisfying Fire Dept. inlet requirements.

Standard equipment:

Cast brass two-way inlet body with single swing clapper and pin or rocker lug hose thread swivel; angle NPT outlet connection.

Branding: "AUTO SPKR"



SPECIFY THREAD

CERTIFICATIONS



| a | b |
|----|--------|
| 4" | 2-1/2" |

| | |
|---|-------------|
| A | 4" x 2-1/2" |
|---|-------------|

| | |
|---|---------|
| B | 8-5/64" |
|---|---------|

| | |
|---|----------|
| B | 6-11/16" |
|---|----------|

| | |
|---|----------|
| C | 4-29/32" |
|---|----------|